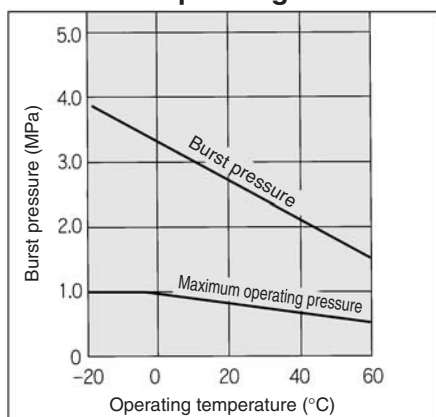


# Polyurethane Coil Tubing Series TCU



RoHS

## For flexible tubing Compact piping possible Burst Pressure Characteristics Curve and Operating Pressure



## ⚠ Precautions

Be sure to read before handling. Refer to front matters 58 and 59 for Safety Instructions and pages 13 to 16 for Fittings and Tubing Precautions.

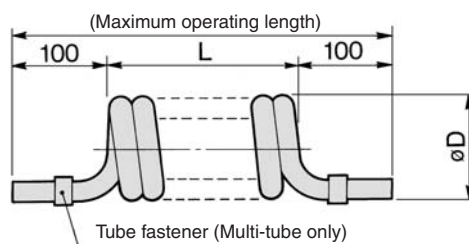
## ⚠ Caution

- Please consult with SMC regarding use with any fluids other than air.
- Refer to the burst pressure characteristics curve for other temperatures. Furthermore, abnormal temperature rises caused by adiabatic compression may result in the burst of the tube.

## Model/Specifications

Model	TCU 0425B-1	TCU 0425B-2	TCU 0425B-3	TCU 0604B-1	TCU 0604B-2	TCU 0604B-3	TCU 0805B-1
Number of cores	1 core	2 cores	3 cores	1 core	2 cores	3 cores	1 core
Tubing O.D. (mm)	4			6			8
Tubing I.D. (mm)	2.5			4			5
Fluid	Air						
Max. operating pressure (at 20°C)	0.8 MPa						
Applicable fittings	One-touch fittings, Insert fittings, Self-align fittings, Miniature fittings						
Burst pressure	Refer to the burst pressure characteristics curve.						
Operating temperature	-20 to +60°C						
Material	Polyurethane						
Color	Black						

## Dimensions



Specifications Model	Tubing size (mm)		Coil (mm)		No. of cores	No. of coil windings per tube length	Max. operating length (m)	Standard unit of packing
	O.D.	I.D.	L	φD				
TCU0425B-1	4	2.5	210	18	1	52 ± 2	1.5	5 tubes/case
TCU0425B-2			280	28	2	35 ± 1		
TCU0425B-3			265		3	22 ± 1	1	
TCU0604B-1	6	4	325	24	1	54 ± 2	2	
TCU0604B-2			305	37	2	27 ± 1	1.5	
TCU0604B-3					3	17 ± 1	1	
TCU0805B-1	8	5	330	31	1	41 ± 2	2	

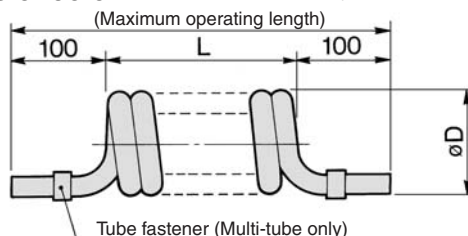
\* The number of coil windings per tube length and dimensions are changeable due to material.

## Made to Order

### Change of coil turns, Change of color

(Please contact SMC for specifications in detail, dimensions and delivery.)

- Please do not cut the coil and insert it into the fitting. This may cause air leakage, or tubing to come out after installation.



Specifications Model	Tubing size (mm)		Coil (mm)		No. of cores	No. of coil windings per tube length (N)	Max. operating length (mm)
	O.D.	I.D.	L	φD			
TCU0425□-1-N-X6	4	2.5	N x 4	18	1	3 to 90	L x 5.9 + 200
TCU0425□-2-N-X6			N x 8	28	2	3 to 90	L x 4.4 + 200
TCU0425□-3-N-X6			N x 12	28	3	3 to 63	L x 2.9 + 200
TCU0604□-1-N-X6	6	4	N x 6	24	1	3 to 90	L x 5.3 + 200
TCU0604□-2-N-X6			N x 12	37	2	3 to 66	L x 3.8 + 200
TCU0604□-3-N-X6			N x 18	37	3	3 to 44	L x 2.5 + 200

\* □: B (Black), W (White), R (Red), BU (Blue), Y (Yellow), G (Green), C (Clear), YR (Orange)